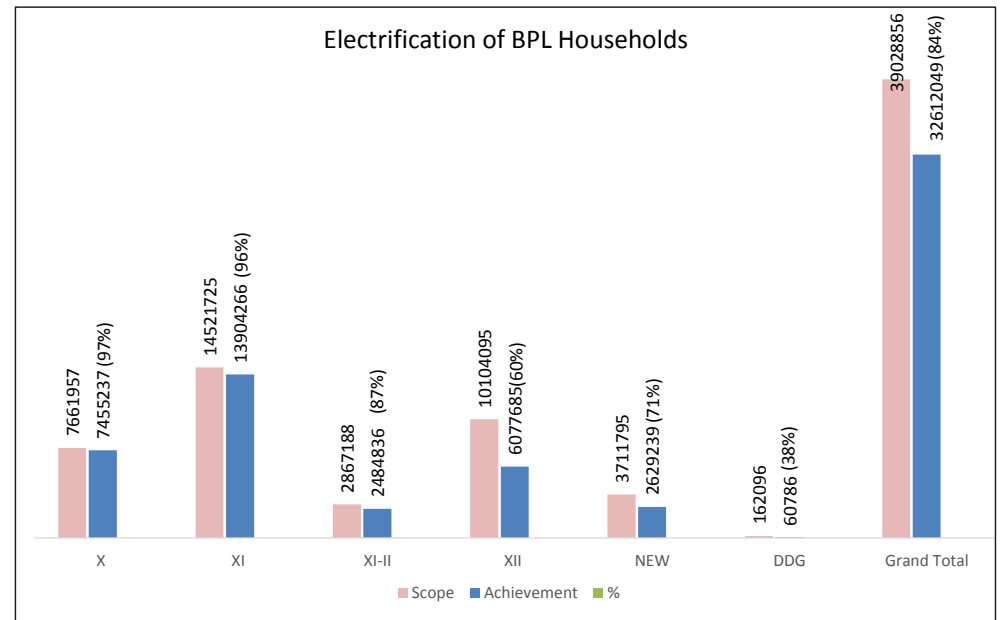
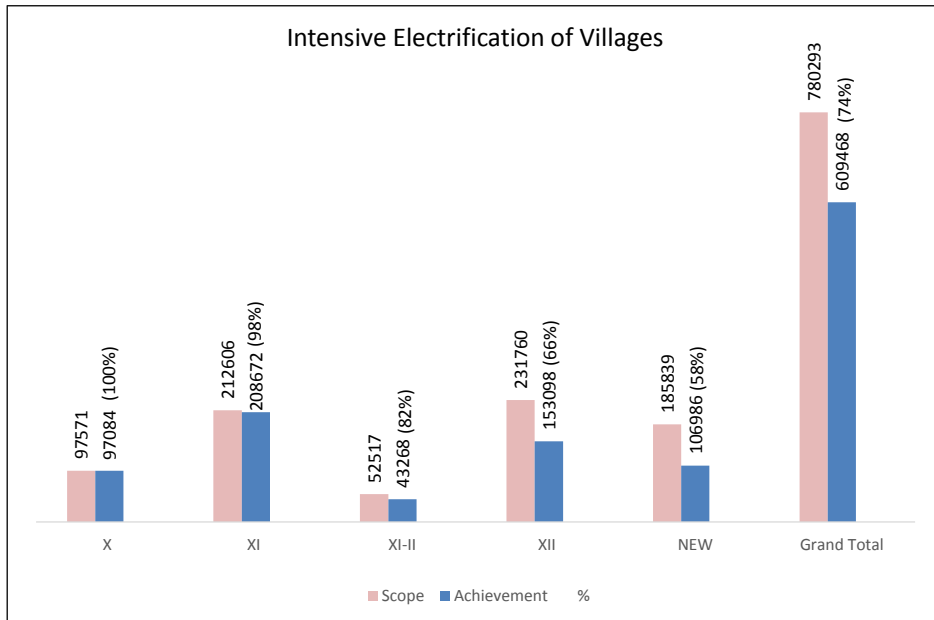
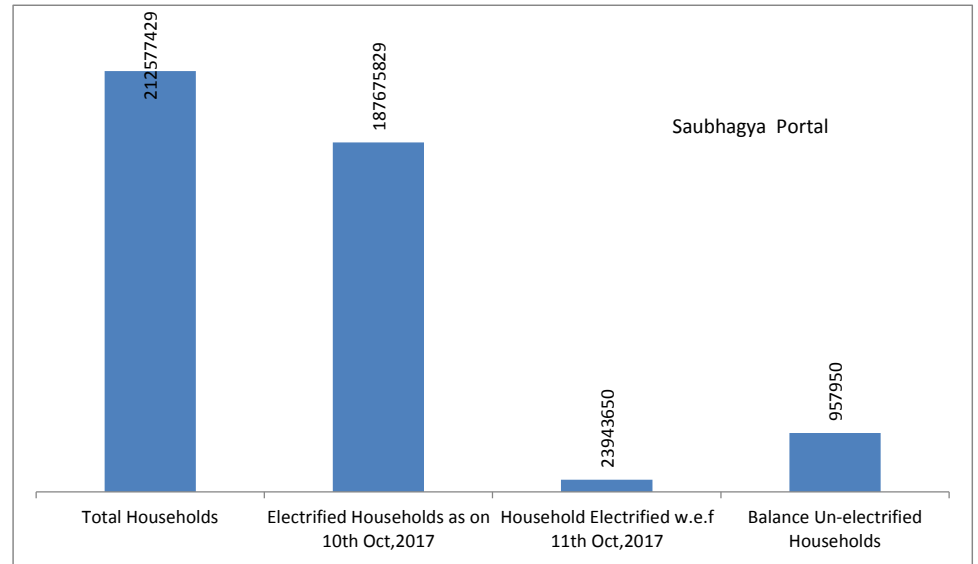
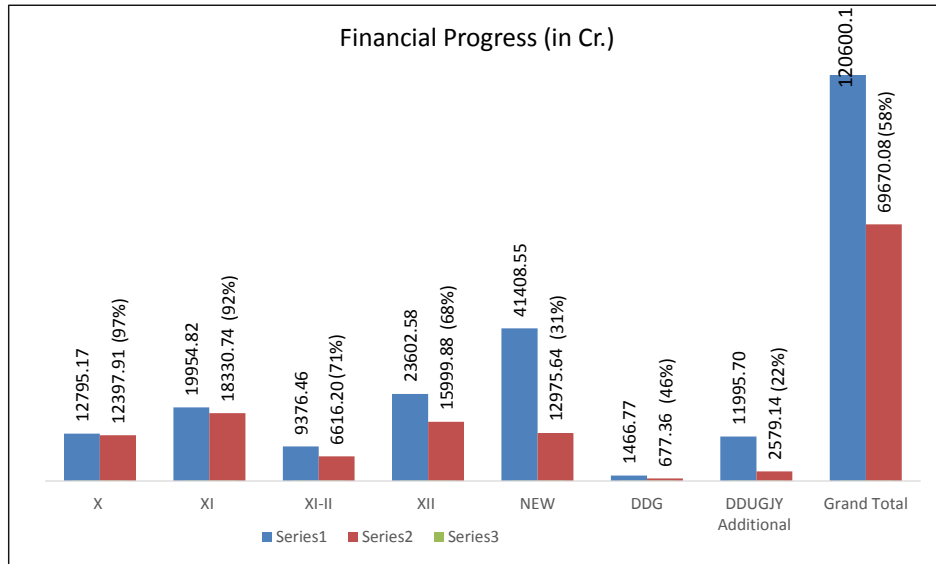


Scope & Cumulative Achievement as on 31-12-2018



Scope, Awarded & Cumulative Achievement

plan	Number of project		Financial (Rs Cr)				Physical																	
	Covered	Closed	Sanction Cost	Loan	Subsidy	Release	Parameter	Intensive Elecfn Villages (Nos)	SAGY Villages (Nos)	Connecti ons to BPL HHs (Nos)	Substation 33/11 KV				DTR		Feeder Segregation (Excl. 11 KV Lines) (CKm)	Lines (CKm)			Energy Meters (Nos)			
											New		Augmentation		Nos	MVA		Line(CKm)	LT	11 KV Line (Excl. Feeder segregation)	33 & 66 KV	Consume r	DTR	11 KV Feeder
											Nos	MVA	Nos	MVA										
NEW	636		41408.56		12975.64	12975.64	Sanctioned Scope	185839	756	3711795	1825	12990.35	1692	7662.7	410146	16756.06	160000.19	123403.5	109835.82	25631.32	14889629	376234	29336	
							Awarded scope	206546	786	4000551	1815	13114.8	1634	8225.16	418642	13750	165119.71	211696.6	153977.02	26298.63	15303882	370058	20823	
							Achievement/Progress	106986	546	2629239	891	5410.63	942	4204.35	162512	4084.88	51372.37	110884.7	60117.62	9484.44	6558946	108709	6209	
XII	273		23602.58	1619.58	14380.3	15999.88	Sanctioned Scope	231760		10104095	172	405.5	978	2107	355487	11148.49		207180.7	164774.76	2905.88				
							Awarded scope	226371		8298090	152	821.5	888	3098.75	357879	11123.01		217130.9	167501.47	2349.04	4153389	40303	272	
							Achievement/Progress	153098		6077685	67	245	575	972.45	208410	4544.24		165021.3	77734.3	981.49	1639729	33494	122	
XI-II	72	9	9376.46	705.24	5931	6636.24	Sanctioned Scope	52517		2867188	41	393.45	278	1330.68	185657	5909.33		67210.8	117768.66	1790				
							Awarded scope	52517		2796653	41	393.45	278	1330.68	185657	5909.33		67210.8	117768.66	1790				
							Achievement/Progress	43628		2484836	41	126.3	244		137364	42.2		61618.69	66942.14	995.37				
XI	349	265	19954.82	1710.13	16693.78	18403.91	Sanctioned Scope	212606		14521725	287		505		306266	5272.73		294406.8	209313.9	5872.33				
							Awarded scope	213261		14271493	287	22.1	505		305965	5267.22		294493.3	209088.66	5982.34				
							Achievement/Progress	208672		13904266	278		314		192062	3013.37		196844.7	121327.76	2802.93				
X	235	226	12795.17	1227.56	11170.35	12397.91	Sanctioned Scope	97571		7661957	402		418		278075	4244.57		162757	154528.57	7119.76				
							Awarded scope	97571		7568996	402		418		278075	4244.08		163059.9	154789.14	7114.58				
							Achievement/Progress	97084		7455237	402		402		250880	3843.3		144506.4	133026.93	6095.16				
DDG NEW	3869		1267.97	23.49	542.01	565.5	Sanctioned Scope			139410														
							Awarded scope			15408														
							Achievement/Progress			43335														
DDG XII	353		112.17	2.14	52.57	54.71	Sanctioned Scope			14027														
							Awarded scope			13150														
							Achievement/Progress			10885														
DDG XI	157		86.63	2.74	54.41	57.15	Sanctioned Scope			8659														
							Awarded scope			8425														
							Achievement/Progress			6566														
DDUGJY Additional Infra	14		11995.74		2579.14	2579.14	Sanctioned Scope																	
							Awarded scope	50395	54	1011323					11520	755.5	8787	3459	896.4					
							Achievement/Progress																	
Grand Total	5958	500	120600.1	5290.88	64379.2	69670.08	Sanctioned Scope	780293	756	39028856	2727	13789.3	3871	11100.38	1535631	43331.18	160000.19	854958.8	756221.71	43319.29	14889629	376234	29336	
							Awarded scope	846661	840	37984089	2697	14351.85	3723	12654.59	1557738	41049.13	173906.71	957050.5	804021.34	43534.58	19457271	410361	21095	
							Achievement/Progress	609468	546	32612049	1679	5781.93	2477	5176.8	951228	15527.99	51372.37	678875.7	459148.74	20359.38	8198675	142203	6331	
							Balance *	170825	210	616669	1048	8007.37	1394	5923.58	584403	27803.19	108627.82	176083.1	297072.97	22959.91	6690954	234031	23005	

*BPL balance of 4 saturated states viz. (Assam, Chhattisgarh, Meghalaya and Rajasthan).

States to provide beneficiary details in the DDUGJY portal.

Sl	State	Balance BPL HHs	Sl	State	Balance BPL HHs
1	ARUNACHAL PRADESH	14,968	10	MANIPUR	40,928
2	BIHAR	2,77,225	11	NAGALAND	55,634
3	HARYANA	77,802	12	ODISHA	11,54,286
4	HIMACHAL PRADESH	3,261	13	TAMIL NADU	1,777
6	JHARKHAND	6,81,291	14	TRIPURA	20,972
7	KARNATAKA	1,14,537	15	UTTAR PRADESH	19,33,973
8	MADHYA PRADESH	10,32,727	16	UTTARAKHAND	89,591
9	MAHARASHTRA	14,719	17	WEST BENGAL	2,61,140

Total balance BPL HHs 58,15,239

Performance report for FY 2018-19

Monthly Achievement During 2018-19

Month	Funds Drawn from MoP (Rs Cr) under DDUGJY	IE Villages	Electrification of Households under DDUGJY and Saubhagya	Feeder Segregation 11KV (Ckm) including New 11KV lines	Commissioning of Substations including Augmentation S/S	Distribution Transformers
Target	1242	284505	4 Crore	204541	4614	360616
April		4488	1000163	30967.03	107	80061
May	2607	9833	1501626	25104.42	135	42153
June		12858	1367905	11254.16	133	18898
July	244	7237	1692449	31754.86	98	43390
August		4271	3248231	11146.96	180	22637
September		5544	2511592	8239.36	114	22614
October		26538	3335849	9358.58	126	21363
November		27558	2557521	13308.77	97	23087
December		6497	2683001	13303.81	104	24192
Total achievement	2851	104824	19898337	154437.95	1094	298395

Planwise Achievement During Dec, 2018

Plan	IE Villages	Electrification of Households under DDUGJY and Saubhagya	Feeder Segregation 11KV (Ckm) including New 11KV lines	Commissioning of Substations including Augmentation S/S	Distribution Transformers
X, XI					
XI - II	360		231		230
XII	2912		4876.58	26	11849
NEW	3225		8196.23	78	12113
Saubhagya portal		2683001			
Total	6497	2683001	13303.81	104	24192

DDUGJY: Monthly State Wise Achievement

Name of State	Financial (Rs Cr)			Intensive Elecfn Villages (Nos)	SAGY Villages (Nos)	Rural Households (No.)		Substation 33/11 KV						DTR		Feeder Segregation	Lines (CKm)			Energy Meters (Nos)				
	Loan	Subsidy	Release			BPL HHs DDUGJY	Saubhagya Portal	New		Augmentation		Total		Nos	MVA		(Excl. 11 KV Lines) (CKm)	LT	11 KV Line (Excl. Feeder segregation)	33 & 66 KV	Consumer	DTR	11 KV Feeder	
								Nos	MVA	Nos	MVA	Nos	MVA											
ANDAMAN & NICOBAR ISLANDS																								
ANDHRA PRADESH		3.29	3.29				11392	1				1		177	0.06	15.6		9.04	5.39	9.46				
ARUNACHAL PRADESH					1	1190	40285														891			
ASSAM	8.7	78.32	87.02	647	11	46640	369013							947	26.53			1262.3	642.04					
BIHAR				797		13230		2	20			2	20.0	1866	75.08	703.91		520.12	173.02	164.69	19571	581		
CHHATTISGARH		0.01	0.01	39		3345	30346	1	3.15			1	3.2	79	5.25	46.98		91.16	110.92					
DADRA & NAGAR HAVELI																								
GOA		2.97	2.97																					
GUJARAT														56	3.68			44.18	31.92		776	5		
HARYANA							5850							6	0.8			23.34	0.84	4	552			
HIMACHAL PRADESH						27	25							5	0.12			59.86	12.44			5		
JAMMU & KASHMIR						48785	10892																	
JHARKHAND	3.95	38.34	42.29	1074		3789	225561	1				1		2246				1545.48	2040.04	1.8	7573	2246		
KARNATAKA				1363	24	24578	55146	1				1		862	30.89	914.28		423.46	386.18		158363	2		
KERALA	2	18.04	20.04											19	3.97			106.26	37.76		90055	2054	4	
MADHYA PRADESH	0.07	2.17	2.24	710	5	7394		3	15	22	47.75	25	62.8	986	16.54	157.65		3300.1	1377.24	39.68	5045	769		
MAHARASHTRA		192.27	192.27		8		154289	6	40	1	5	7	45.0	506	47.69	546.36		209.95	201.82	20.23				
MANIPUR				10			2272							33				18.29	5.59					
MEGHALAYA		4.96	4.96				46177																	
MIZORAM		12.45	12.45			141	30							2	0.05			1.8	3					
NAGALAND		21.75	21.75				59696																	
ODISHA	5.51	205.98	211.49	1384		293728	419945			26	134.3	26	134.3	6591	499.67			4764.69	2409.5					
PUDUCHERRY																								
PUNJAB														310	44.88			21.7	403.36					
RAJASTHAN	2.86	23.16	26.02	440	11	11556	63015	6	25.2			6	25.2	7286	72.16	436.56		1408.39	2118.62	16.45				
SIKKIM						525	12884																	
TAMIL NADU								4	32	14	112	18	144.0	39	2.97	12.72		20.58	95.28	125.35				
TELANGANA		60.78	60.78	33		49527	14769	6	30			6	30.0	1205	33.17			214.32	14.96	12.47				
TRIPURA							84											38.06	15.76					
UTTAR PRADESH	18.1	864.66	882.76				1144075			7	20	7	20.0	423	7.97	183.94		29.85	12.53					
UTTARAKHAND						6009	17255							99	2.48			257.29	51.85					
WEST BENGAL								3	37.8			3	37.8	449	22.07	99.96		6.16	35.8	87	42748			
G.Total	41.19	1529.15	1570.34	6497	60	510464	2683001	34	203	70	319.05	104	522.20	24192	896.03	3117.96		14376.38	10185.86	481.13	325574	5662	4	

Saubhagya : Households Electrification Status All India

Sl. No	State	Total Households	Electrified Households as on 10th Oct,2017	Household Electrified w.e.f 11th Oct,2017			Balance Un-electrified Households	Household Electrification (%)
				2017-18	2018-19	Total		
1	Andhra Pradesh	1,14,37,150	1,12,81,072	81,949	74,129	1,56,078		100
2	Arunachal Pradesh	2,97,880	2,55,272	0	42,608	42,608		100
3	Assam	67,29,456	48,66,012	1,10,836	12,05,299	13,16,135	5,47,309	91.87
4	Bihar	1,39,73,122	1,07,14,081	4,49,016	28,10,025	32,59,041		100
5	Chhattisgarh	56,74,807	49,55,332	1,55,490	5,28,772	6,84,262	35,213	99.38
6	Goa	1,28,208	1,28,208	0	0			100
7	Gujarat	1,14,14,532	1,13,73,215	15,748	25,569	41,317		100
8	Haryana	34,68,065	34,15,291	3,497	49,277	52,774		100
9	Himachal Pradesh	18,55,669	18,42,778	1,943	10,948	12,891		100
10	Jammu & Kashmir	24,50,439	20,72,861	0	3,77,578	3,77,578		100
11	Jharkhand	67,22,572	53,66,642	1,25,389	12,30,541	13,55,930		100
12	Karnataka	1,02,11,299	99,09,095	59,709	2,42,495	3,02,204		100
13	Kerala	98,13,032	98,13,032	0	0			100
14	Madhya Pradesh	1,26,21,007	1,06,36,743	11,49,748	8,34,516	19,84,264		100
15	Maharashtra	2,44,00,760	2,33,04,118	1,82,896	9,13,746	10,96,642		100
16	Manipur	4,53,142	3,50,925	746	1,01,471	1,02,217		100
17	Meghalaya	6,39,263	4,35,963	0	94,942	94,942	1,08,358	83.05
18	Mizoram	2,41,712	2,13,909	0	27,803	27,803		100
19	Nagaland	5,23,870	3,91,363	473	1,32,034	1,32,507		100
20	Odisha	96,18,595	72,19,409	1,35,348	22,63,838	23,99,186		100
21	Puducherry	95,616	94,704	0	912	912		100
22	Punjab	36,89,970	36,89,584	0	386	386		100
23	Rajasthan	1,26,90,659	1,08,75,463	2,12,555	13,35,571	15,48,126	2,67,070	97.9
24	Sikkim	98,768	83,868	0	14,900	14,900		100
25	Tamil Nadu	1,02,85,848	1,02,83,678	2,170	0	2,170		100
26	Telangana	65,30,676	60,84,656	23,803	4,22,217	4,46,020		100
27	Tripura	7,88,871	6,52,463	1,882	1,34,526	1,36,408		100
28	Uttar Pradesh	2,86,02,962	2,11,96,195	11,33,002	62,73,765	74,06,767		100
29	Uttarakhand	20,61,597	18,44,305	4,960	2,12,332	2,17,292		100
30	West Bengal	1,50,57,882	1,43,25,592	1,94,153	5,38,137	7,32,290		100
	Total	21,25,77,429	18,76,75,829	40,45,313	1,98,98,337	2,39,43,650	9,57,950	

DDUGJY: Statewise Progress Report: All India

Sl	Name of State	plan	Number of project		Financial (Rs Cr)				Physical																
			Covered	Closed	Sanction Cost	Loan	Subsidy	Release	Parameter	Intensive Elecfn Villages (Nos)	SAGY Villages (Nos)	Connections to BPL HHs (Nos)	Substation 33/11 KV				DTR		Feeder (Excl. 11 KV Lines)	Lines (CKm)			Energy Meters (Nos)		
													New		Augmentatio		Nos	MVA		LT	11 KV Line (Excl. Feeder)	33 & 66 KV	Consumer	DTR	11 KV Feeder
													Nos	MVA	Nos	MVA									
1	ANDAMAN & NICOBAR ISLANDS	NEW	2		20.96		1.26	1.26	Sanctioned Scope			5	10.7					17	59	13	31115	174	28		
									Awarded scope																
									Achievement/Progress																
									Balance			5	10.7					17	59	13	31115	174	28		
2	ANDHRA PRADESH	NEW	16		921.74		448.67	448.67	Sanctioned Scope	14822	38	713045	132	656.3		20265	398.6	9321.43	5232.24	960.5	15779	3693	425		
									Awarded scope	14822	48	720675	139	695		21002	454.3	605	9291.86	4537.45	1047.7	14779	3618	432	
									Achievement/Progress	14822	48	718722	133	660		14642	279.1	124.24	7452.43	2831.6	962.56	855	3618	328	
		XI	4	4	95.77	9.58	86.2	95.78	Sanctioned Scope	1781		226084	3			3269	52	1891.56	793.32	90.14					
									Awarded scope	1781		226084	3			3269	52	1891.56	793.32	90.14					
									Achievement/Progress	1781		226084	3			3269	52	1891.56	793.32	90.14					
		X	12	12	460.44	48.3	412.17	460.47	Sanctioned Scope	14333		1771878	5		16	15256	230.5	13909.98	3582.41	160.23					
									Awarded scope	14333		1771878	5		16	15256	230	13909.98	3582.41	160.23					
									Achievement/Progress	14333		1771878	5		16	15256	230	13909.98	3582.41	160.23					
		DDG NEW	229		19.35				Sanctioned Scope			2106													
									Awarded scope			2106													
									Achievement/Progress			2106													
		DDG XII	205		49.18	2	17.97	19.97	Sanctioned Scope			6627													
									Awarded scope			6627													
									Achievement/Progress			4577													
		DDG XI	57		16.61	1.43	12.85	14.28	Sanctioned Scope			2225													
									Awarded scope			1884													
									Achievement/Progress			1884													
		State Total	523	16	1563.09	61.31	977.86	1039.17	Sanctioned Scope	30936	38	2721965	140	656.3	16	38790	681.1	25122.97	9607.97	1210.9	15779	3693	425		
									Awarded scope	30936	48	2729254	147	695	16	39527	736.3	605	25093.4	8913.18	1298.1	14779	3618	432	
									Achievement/Progress	30936	48	2725251	141	660	16	33167	561.1	124.24	23253.96	7207.33	1212.9	855	3618	328	
									Balance						5623	120	1869.01	2400.64		14924	75	97			
3	ARUNACHAL PRADESH	NEW	16		267.19		111.88	111.88	Sanctioned Scope		3	6476				533	14.58	593.3	975.74		107299	1839	413		
									Awarded scope	151	3	6280				519	14.24	541.64	945.31		95642	1626	399		
									Achievement/Progress	119	3	5959				472	12.94	419.51	758.3		67562	1182	252		
		XI	14	14	953.98	25.47	845.71	871.18	Sanctioned Scope	1133		42320	20			2909	33	2284.9	8834.26	680.4					
									Awarded scope	1133		42320	20			2909	33	2284.9	8834.26	680.4					
									Achievement/Progress	1133		42320	20			2909	33	2284.9	8834.26	680.4					
		X	2	2	75.85	4.07	68.49	72.56	Sanctioned Scope	172		9301	2		1	282	3	141.28	319.89	29.1					
									Awarded scope	172		9301	2		1	282	3	141.28	319.89	29.1					
									Achievement/Progress	172		9301	2		1	282	3	141.28	319.89	29.1					
		DDG NEW	1176		159.31		24.14	24.14	Sanctioned Scope			16582													
									Awarded scope			13179													
									Achievement/Progress			2131													
		DDUGJY Additional Infra	1		292.13				Sanctioned Scope																
									Awarded scope																
									Achievement/Progress																
		State Total	1209	16	1748.46	29.54	1050.22	1079.76	Sanctioned Scope	1305	3	74679	22		1	3724	50.58	3019.48	10129.89	709.5	107299	1839	413		
									Awarded scope	1456	3	71080	22		1	3710	50.24	2967.82	10099.46	709.5	95642	1626	399		
									Achievement/Progress	1424	3	59711	22		1	3663	48.94	2845.69	9912.45	709.5	67562	1182	252		
									Balance						61	1.64	173.79	217.44		39737	657	161			

DDUGJY: Statewise Progress Report: All India

Sl	Name of State	plan	Number of project		Financial (Rs Cr)				Physical																		
			Covered	Closed	Sanction Cost	Loan	Subsidy	Release	Parameter	Intensive Elecfn Villages (Nos)	SAGY Villages (Nos)	Connections to BPL HHs (Nos)	Substation 33/11 KV				DTR		Feeder (Excl. 11 KV Lines)	Lines (CKm)			Energy Meters (Nos)				
													New		Augmentatio		Nos	MVA		LT	11 KV Line (Excl. Feeder)	33 & 66 KV	Consumer	DTR	11 KV Feeder		
													Nos	MVA	Nos	MVA											
4	ASSAM	NEW	27		1274.07		299.97	299.97	Sanctioned Scope	6380	117	161915	23	140	15	37.2	5144	185.2		4843.9	5195.1	332			16097	300	
									Awarded scope	817	139	506001	16	80	3	10	9814	384.2		11845.3	10244.63	141.17			9492	72	
									Achievement/Progress	783	18	79617					2113	83.58		3025.78	2309.25					1997	
		XII	16		1621.08	111.1	988.5	1099.6	Sanctioned Scope	10260		541953	20	104	59	294	16374	449.8		16048.84	7155.42	417.5					
									Awarded scope	9245		528847					15953	473.9		16961.71	8614.07						
									Achievement/Progress	10385		571464	1	5	26	20	15677	436		17830.74	9201.45	173.8					
		XI	21	21	2419.74	245.1	2203.43	2448.55	Sanctioned Scope	11099		1082638	27			1	29190	536		35002.21	30127.02	450.27					
									Awarded scope	11099		1082638	27			1	29190	536		35002.21	30127.02	450.27					
									Achievement/Progress	11099		1082638	27			1	29190	536		35002.21	30127.02	450.27					
		X	3	3	199.53	20.39	179.62	200.01	Sanctioned Scope	1744		127573	6				2435	44		2582.22	2082.31	109.83					
									Awarded scope	1744		127573	6				2435	44		2582.22	2082.31	109.83					
									Achievement/Progress	1744		127573	6				2435	44		2582.22	2082.31	109.83					
		DDG NEW	521		294.81	7.45	154.57	162.02	Sanctioned Scope			21781															
									Awarded scope																		
									Achievement/Progress																		
		DDUGJY Additional Infra	1		1298.38		331.09	331.09	Sanctioned Scope																		
									Awarded scope																		
Achievement/Progress																											
State Total	589	24	7107.61	384.1	4157.18	4541.24	Sanctioned Scope	29483	117	1935860	76	244	75	331.2	53143	1215		58477.17	44559.85	1309.6			16097	300			
							Awarded scope	22905	139	2245059	49	80	4	10	57392	1438		66391.44	51068.02	701.27			9492	72			
							Achievement/Progress	24011	18	1872393	34	5	27	20	49415	1100		58440.95	43720.03	733.9			1997				
							Balance	5472	99	63467	42	239	48	311.2	3728	115.4		36.22	839.82	575.7			14100	300			
5	BIHAR	NEW	38		5856.35		1697.8	1697.8	Sanctioned Scope		5	288	2970			70621	1766	23898.41		3077	4135		958022				
									Awarded scope		5	295	3050			70651	2089	24539.26	28257	5286.98	4122	906121					
									Achievement/Progress		2	84	840.03			7160	185.5	9008.93	4482.32	443.64	1412.3	276752					
		XII	27		5251.53	385.8	2884.78	3270.6	Sanctioned Scope	21833		2305102	46		219	55538	3632		45689.8	27961.57	878.85						
									Awarded scope	23922		2346846	46	410	219	1195	55252	3613		44325.18	27784.35	878.85	4123388	38524	272		
									Achievement/Progress	21517		2134173	23	240	176	796.9	39392	2073		40559.44	17509.45	398.89	1619789	31922	122		
		XI-II	11		2987.93	250	1930.6	2180.59	Sanctioned Scope	12790		1295394	36	375.3	113	631.7	33342	833.6		20901.65	27855.95	817					
									Awarded scope	12790		1295394	36	375.3	113	631.7	33342	833.6		20901.65	27855.95	817					
									Achievement/Progress	12312		1286297	36	126.3	102	28261			19279.13	10673.08	487.27						
		XI	18	3	2169.42	182.2	1629.53	1811.76	Sanctioned Scope	5879		1558075	84		71	30118	592.9		21679.52	16472.27	1787.4						
									Awarded scope	5879		1849408	84		71	30118	592.9		21679.52	16472.27	1787.4						
									Achievement/Progress	5796		1460876	80		44	8204	153		6548.59	3054.03	161.82						
		X	26	26	2082.32	209	1887.3	2096.29	Sanctioned Scope	8		782841	82		19	30464	523.3		25895.56	24422.67	1738.7						
									Awarded scope	8		782841	82		19	30464	523.3		25895.57	24422.67	1738.7						
									Achievement/Progress	8		782841	82		19	30464	523.3		25895.57	24422.67	1738.7						
		State Total	120	29	18347.55	1027	10030	11057	Sanctioned Scope	40510	5	5941412	536	3345.3	422	631.7	220083	7347	23898.41	114166.5	99789.46	9356.9		958022			
									Awarded scope	42599	5	6274489	543	3835.3	422	1827	219827	7652	24539.26	141058.9	101822.2	9343.9	5029509	38524	272		
Achievement/Progress	39633								2	5664187	305	1206.33	341	796.9	113481	2935	9008.93	96765.04	56102.87	4199	1896541	31922	122				
Balance	877								3	231	2138.97	81	106602	4412	14889.48	17401.49	43686.59	5157.9									
6	CHHATTISGARH	NEW	27	1263.49		598.42	598.42	Sanctioned Scope	2697	15	77795	80	274.2	101	217.3	12894	347.6	5846.73	7036.02	6141.22	1304	44790	807	3382			
								Awarded scope	2943		87236	80	274.2	101	217.3	13435	579.7	5731.8	9332.05	5590.38	1130.3	40939	711	3382			
								Achievement/Progress	2487		79276	62	210.1	69	145.8	5911	168.5	872.1	6416.29	3463.65	560.93	4534		2759			
		XII							Sanctioned Scope	3236		64033			23	4933	93.79		3498.03	2450.53							

DDUGJY: Statewise Progress Report: All India

SI	Name of State	plan	Number of project		Financial (Rs Cr)				Physical																						
			Covered	Closed	Sanction Cost	Loan	Subsidy	Release	Parameter	Intensive Elec'n Villages (Nos)	SAGY Villages (Nos)	Connections to BPL HHs (Nos)	Substation 33/11 KV				DTR		Feeder (Excl. 11 KV Lines)	Lines (CKm)			Energy Meters (Nos)								
													New		Augmentatio		Nos	MVA		LT	11 KV Line (Excl. Feeder)	33 & 66 KV	Consumer	DTR	11 KV Feeder						
													Nos	MVA	Nos	MVA															
		Infra																													
		State Total	113	2	787.88	51.84	482.66	534.5																							
19	MEGHALAYA	NEW	7		261.33		97.76	97.76	Sanctioned Scope	752	8	15280	9	22.5	2	3.4	1053	46.97													
									Awarded scope																						
									Achievement/Progress																						
									Sanctioned Scope	3152	3	137214	16				2429	68.52					3960.75	4268.66	264						
									Awarded scope	3152	3	134125	16				2420	67.96					3953.99	4277.36	236	5731	72				
									Achievement/Progress	1474	1	96286	15				739	17.07					852.93	1886.73	74						
									Balance	1678	2		1				1690	51.45					3107.82	2381.93	190						
									Sanctioned Scope																						
									Awarded scope																						
									Achievement/Progress																						
									Sanctioned Scope																						
									Awarded scope																						
									Achievement/Progress																						
									Sanctioned Scope																						
									Awarded scope																						
									Achievement/Progress																						
									Sanctioned Scope																						
									Awarded scope																						
									Achievement/Progress																						
									Sanctioned Scope																						
									Awarded scope																						
									Achievement/Progress																						
									Sanctioned Scope	3762	8	128380	14	22.5	2	3.4	4389	108.6					10229.48	5966.99	244.47				1044	207	
									Awarded scope	3010		106167	5				3336	61.6					8479.54	4617.46	132.47						
									Achievement/Progress	2947		107001	3				2298	44					5906.94	2533.15	5.77						
									Balance	815	8	21379	11	22.5	2	3.4	2091	64.56					4322.54	3433.84	238.7	1044	207				
									Sanctioned Scope																						
									Awarded scope																						
									Achievement/Progress																						
									Sanctioned Scope																						
									Awarded scope																						
									Achievement/Progress																						
									Sanctioned Scope																						
									Awarded scope																						
									Achievement/Progress																						
									Sanctioned Scope																						
									Awarded scope																						
									Achievement/Progress																						
									Sanctioned Scope																						
									Awarded scope																						
									Achievement/Progress																						
									Sanctioned Scope	545	1	31178	10				12	814	19.89				878.86	1675.08	393						
									Awarded scope	546	1	31178	10				12	4.1	814	19.88			878.86	1648.58	389						

DDUGJY: Statewise Progress Report: All India

SI	Name of State	plan	Number of project		Financial (Rs Cr)				Physical																	
			Covered	Closed	Sanction Cost	Loan	Subsidy	Release	Parameter	Intensive Elecfn Villages (Nos)	SAGY Villages (Nos)	Connections to BPL HHs (Nos)	Substation 33/11 KV				DTR		Feeder (Excl. 11 KV Lines)	Lines (CKm)			Energy Meters (Nos)			
													New		Augmentatio		Nos	MVA		LT	11 KV Line (Excl. Feeder)	33 & 66 KV	Consumer	DTR	11 KV Feeder	
													Nos	MVA	Nos	MVA										
								Achievement/Progress	546	1	31178	10		12	807	19.71		878.26	1627.35	375						
								Balance							7	0.18			0.6	47.73	18					
21	NAGALAND	NEW	11		84.54		52.34	52.34	Sanctioned Scope	1102	2	21543	3	6.6		115	4.63		103.63	237.89	42.7			614	191	
								Awarded scope	1102	2	21613	3	6.6	2	0.3	121	4.89		109.23	245.09	42.7			616	191	
								Achievement/Progress	82	2	2886					84	3.09		76.21	217.83						
		XII	11		92.33	4.44	37.8	42.24	Sanctioned Scope	797		39314	1		4	299	10.06		241.27	273.62	36					
								Awarded scope	797		39314	1		4	299	10.06		241.27	273.62	36						
								Achievement/Progress	108		2337				113	6.65		86.86	92.33							
		XI	9	9	226.09	24.51	201.56	226.07	Sanctioned Scope	874		45071	8		10	752	18		898.83	995.14	203.5					
								Awarded scope	874		45071	8		10	752	18		898.83	995.14	203.5						
								Achievement/Progress	874		45071	8		10	752	18		898.83	995.14	203.5						
		X	2	2	40.23	3.97	36.26	40.23	Sanctioned Scope	278		9413	2		2	157	4		181.02	144.9	27.5					
								Awarded scope	278		9413	2		2	157	4		181.02	144.9	27.5						
								Achievement/Progress	278		9413	2		2	157	4		181.02	144.9	27.5						
		DDUGJY Additional Infra	1		28.31		12.46	12.46	Sanctioned Scope																	
								Awarded scope																		
								Achievement/Progress																		
		State Total	34	11	471.5	32.92	340.42	373.34	Sanctioned Scope	3051	2	115341	14	6.6	16	1323	36.69		1424.75	1651.55	309.7			614	191	
								Awarded scope	3051	2	115411	14	6.6	18	0.3	1329	36.95		1430.35	1658.75	309.7			616	191	
								Achievement/Progress	1342	2	59707	10			12	1106	31.74		1242.92	1450.2	231					
								Balance	1709			4	6.6	4	217	4.95		181.83	201.35	78.7			614	191		
22	ODISHA	NEW	30		1654.54		601.16	601.16	Sanctioned Scope	5129	35	83035	15	122.15	78	209.3	7527	3722	1556.9	2928.5	7460.34	482	1668085	57738	1530	
								Awarded scope	4124	54	76306	13	111.5	138	817.1	2976	167.4	1508.08	2369.08	3279.43	1843.9		1954198		648	
								Achievement/Progress	1230	47	37921	7	56.3	78	101.5	1273	69.74	391.71	1548.8	1073.08	332.01		17943			
		XII	31		3493.34	224.7	2034.02	2258.7	Sanctioned Scope	41022		1658147			173	810.9	45898	1731		28188.25	33889.99					
								Awarded scope	41022		1537663			173	810.9	46171	1731		28188.25	33889.99						
								Achievement/Progress	13153		623034			28	134.3	18468	583.6		13606.96	8750.55						
		XI	29	14	3204.98	290.5	2720.32	3010.84	Sanctioned Scope	23684		2458983	34		243	66577	1075		48014.92	41040.33	676.07					
								Awarded scope	23684		2516028	34		243	66577	1075		48014.92	41040.33	676.07						
								Achievement/Progress	22646		2393788	34		118	28414	451		23582.03	15492.82	201.33						
		X	4	4	419.08	40.05	353.75	393.8	Sanctioned Scope	3910		351718	1		10	8926	118.7		8291.4	2941.77	26					
								Awarded scope	3910		351718	1		10	8926	118.7		8291.4	2941.77	26						
								Achievement/Progress	3910		351718	1		10	5746	67		7073.4	2409.27							
		DDG NEW	269		95.05		51.33	51.33	Sanctioned Scope			8821														
								Awarded scope																		
								Achievement/Progress																		
		DDG XII	7		1.97		0.53	0.53	Sanctioned Scope			43														
								Awarded scope			43															
								Achievement/Progress																		
		DDUGJY Additional Infra	1		508.63		83.25	83.25	Sanctioned Scope																	
								Awarded scope	50395	54	1011323				11520	755.5	8787	3459	896.4							
								Achievement/Progress																		
		State Total	371	18	9377.59	555.3	5844.36	6399.61	Sanctioned Scope	73745	35	4560747	50	122.15	504	1020	128928	6646	1556.9	87423.07	85332.43	1184.1	1668085	57738	1530	
								Awarded scope	123135	108	5493081	48	111.5	564	1628	136170	3847	10295.08	90322.64	82047.91	2546		1954198		648	
								Achievement/Progress	40939	47	3406461	42	56.3	234	235.8	53901	1171	391.71	45811.19	27725.71	533.34		17943			

DDG: Status of Sanctioned DDG projects as on 31.12.2018

S.No	State	Implementing Agency	Sanction in plan	Technology Adopted	No. of projects	No. of Districts	Capacity (KW)	Villages/Hamlets covered	No. of Households covered (Incl. BPL)	No. of BPL Households covered	Effective project cost (Rs. in lakhs)	No. of Projects commissioned	Fund Released Lakh	(Rs. In
1	Andhra Pradesh	APEPDCL	XI	SPV	57	1	365	57	2225	2225	1661	57	1428.10	
		APSPDCL	XII	SPV	11	1	143.5	11	1035	1035	469.44	7	0.00	
		APEPDCL	XII	SPV	194	2	894	194	5592	5592	4448.69	171	1996.20	
		APEPDCL	DDUGJY	SPV + SHLS	229	1	464	229	2106	2106	1934.6	169	0.00	
Sub Total Andhra Pradesh					491		1866.5	491	10958	10958	8513.73	404	3424.30	
2	Assam	APDCL	DDUGJY	SPV + SHLS	521	14	8949	521	45520	21781	29480.84	394	16202.00	
Sub Total Assam					521		8949	521	45520	21781	29480.84	394	16202.00	
3	Arunachal Pradesh	SECI	DDUGJY	SHLS	1176	17		1176	16582	16582	15931.65	501	2414.00	
Sub Total Arunachal Pradesh					1176		0	1176	16582	16582	15931.65	501	2414.00	
4	Bihar	BSHPC	XI	41 projects are Hybrid of Biomass gasifier + SPV & 7 projects are only SPV based	0	0	0	0	0	0	0	0	0.00	
Sub Total Bihar					0		0	0	0	0	0	0	0.00	
4	Chhattisgarh	CREDA	XI	SPV	9	2	102	9	645	645	345	9	305.00	
		CREDA	XII	SPV	87	3	523	87	3923	3923	2431	87	2112.00	
		CREDA	DDUGJY	SPV+SHLS	850	16	4723	870	51322	51322	26920.96	878	13316.00	
Sub Total Chhattisgarh					946		5348	966	55890	55890	29696.96	974	15733.00	
5	Jharkhand	DVC	XII	SPV	0	0	0	0	0	0	0	0	0.00	
		JREDA	DDUGJY	SPV + SHLS	382	8	6689	393	25726	21208	19617.9	250	6707.00	
Sub Total Jharkhand					382		6689	393	25726	21208	19617.9	250	6707.00	
6	Karnataka	GESCOM	XII	SHLS	1	1		1	40	40	175.86	1	0.00	
		CESC	XII	SPV	25	3	390	31	1716	1598	1962	8	1171.00	
		MESCOM	XII	SPV	0	0	0	0	0	0	0	0	0.00	
		CESC	XII	SPV	10	2	138.2	11	828	818	612	2	0.00	
		MESCOM	DDUGJY	SHLS	2	3		3	123	123	61	2	21.00	
Sub Total Karnataka					38		528.2	46	2707	2579	2810.86	13	1192.00	
7	Kerala	KSEB	XII	SPV	15	1	131.5	15	731	730	531.83	7	138.21	
Sub Total Kerala					15		131.5	15	731	730	531.83	7	138.21	
8	Madhya Pradesh	MPUVNL	XI	SPV	25	4	528	91	2859	2303	2717.02	25	1471.00	
		MPUVNL	DDUGJY	SPV + SHLS	122	13	2780	202	12975	7100	6092.55	20	87.00	
Sub Total Madhya Pradesh					147		3308	293	15834	9403	8809.57	45	1558.00	
9	Meghalaya	MePDCL	XII	SPV	3	1	154	3	751	248	389.4	3	0.00	
		MePDCL, MNREDA	DDUGJY	SHLS	209	7		209	7151	7151	4055	77	1444.44	
Sub Total Meghalaya					212		154	212	7902	7399	4444.4	80	1444.44	
10	Odisha	OREDA	XII	SPV	7	1	65.5	7	268	43	197	6	53.36	
		OREDA	DDUGJY	SPV + SHLS	269	11	3480	272	11889	8821	9504.69	269	5133.00	
Sub Total Odisha					276		3545.5	279	12157	8864	9701.69	275	5186.36	
12	Rajasthan	AVVNL	XII	SPV	0	0	0	0	0	0	0	0	0.00	
		AVVNL	XII	SPV	0	0	0	0	0	0	0	0	0.00	
		JVVNL	XII	SPV	0	0	0	0	0	0	0	0	0.00	
		JVVNL	DDUGJY		1	0	0	0	0	0	0	4936	0	5734.00
Sub Total Rajasthan					1		0	0	0	0	4936	0	5734.00	
11	Telangana	TSNPDC	XI	SPV	39	2	202	39	1275	1275	926	34	587.19	
Sub Total Telangana					39	2	202	39	1275	1275	926	34	587.19	
12	Uttar Pradesh	UPNEDA	XI	SPV	7	2	79	7	500	351		7		
		UPNEDA	XI	SPV	5	2	308	15	2055	1031	2508	0	1649.10	
		UPNEDA	XI	SPV	13	1	190	13	1210	536		13		
Sub Total Uttar Pradesh					25		577	35	3765	1918	2508	20	1649.10	
13	Uttarakhand	UREDA	XI	Small Hydro	2	2	300	10	460	293	506.26	1	275.49	
		UPCL	DDUGJY	SPV + SHLS	13	1	102	13	633	190	330.5	13	0.00	
Sub Total Uttarakhand					15		402	23	1093	483	836.76	14	275.49	
14	Manipur	MANIREDA	DDUGJY	SPV	94	7		94	3026	3026	1705.09	39	1286.00	
Sub Total Manipur					94	7	0	94	3026	3026	1705.09	39	1286.00	
15	Jammu & Kashmir	JKSPDC	DDUGJY		1	0	0	0	0	0	6227	0	4206.00	
Sub Total Jammu & Kashmir					1	0	0	0	0	0	6227	0	4206.00	
Total XI Plan					157		2074	241	11229	8659	8663.28	146	5715.88	
Total XII Plan					353		2439.7	360	14884	14027	11217.22	292	5470.77	
Total DDUGJY					3869		27187	3982	177053	139410	126797.78	2612	56550.44	
Total XI, XII and DDUGJY					4379		31700.7	4583	203166	162096	146678.3	3050	67737.09	

Details of Sanction of New Projects under DDUGJY

S.No	State/UT	Category of State	No. of Projects	Grid														Off-Grid				Total (Grid + Offgrid)			
				Physical						Financial								No. of Projects	Physical		Financial		Financial		
				UE villages	IE Villages	SAGY villages	Habitations	RHHs (incl BPL)	BPL HHs	Component-wise cost (Rs Crore)									Fund Released (Rs. Cr)	Un-electrified villages (Nos.)	BPL HHs (in nos)	Sanctioned cost (Rs cr)	Fund Released (Rs. Cr)	Funds (Rs Cr)	
										Electrification of UE villages	SAGY	Metering	RHHs access	System Strengthening	Feeder Separation	PMA charges	Total Project Cost							Sanction	Release
1	Andhra Pradesh	Others	16		14822	38	34855	904436	713045		10.07	7.27	409.73	490.12	0.00	4.59	921.74	448.67	229	0	2106	19.35		941.09	448.67
2	Andaman & Nicobar	Special	2			0	0				0.00	5.86	0.00	15.00	0.00	0.10	20.96	1.26		0				20.96	1.26
3	Arunachal Pradesh	Special	16	478		3	501	14830	6476	199.22	8.44	58.20	0.00	0.00	0.00	1.33	267.19	111.88	1176	1176	16582	159.32	24.14	426.51	136.02
4	Assam	Special	27	864	6380	117	17023	707601	161915	406.94	50.05	70.44	458.95	281.35	0.00	6.34	1274.07	299.97	521	521	21781	294.81	162.02	1568.88	461.99
5	Bihar	Others	38	0		5	0	0	0	0.00	1.96	141.86	0.00	1243.72	4439.67	29.14	5856.35	1697.80		0	0	0.00		5856.35	1697.80
6	Chhattisgarh	Others	27	121	2697	15	7129	137114	77795	49.51	4.47	41.68	432.07	308.05	411.99	6.24	1254.01	598.42	850	488	51322	269.21	133.16	1523.22	731.58
7	Goa	Others	2			3					3.17	16.74				0.09	20.00	4.17		0	0	0.00		20.00	4.17
8	Gujarat	Others	27	0	8941	19	12171	7425	5060	0.00	2.00	193.26	282.11	245.78	196.93	4.60	924.68	475.55		0	0	0.00		924.68	475.55
9	Haryana	Others	21	0	2642	15	2873	237769	60016	0.00	10.79	12.63	64.60	189.14	37.37	1.57	316.10	71.32		0	0	0.00		316.10	71.32
10	Himachal Pradesh	Special	12	35	3803	1	5145	14088	3288	6.04	0.03	13.51	59.44	78.17	1.15	0.79	159.13	13.46		0	0	0.00		159.13	13.46
11	Jammu & Kashmir	Special	21	83	2250	6	4260	106632	46586	86.53	7.01	96.39	230.37	126.99	69.20	3.08	619.57	116.31	1	0	0	62.27	42.06	681.84	158.37
12	Jharkhand	Others	24	290	11510	19	21779	517417	340482	90.10	3.13	317.56	866.53	201.05	2199.49	18.39	3696.25	1319.45	382	393	21208	196.18	67.07	3892.43	1386.52
13	Karnataka	Others	31	30	21023	150	33338	570861	297788	23.17	55.09	444.96	228.42	264.39	729.76	8.73	1754.52	565.10	2	3	123	0.61	0.21	1755.13	565.31
14	Kerala	Others	14	0	1315	27	6550	191664	98527	0.00	59.15	159.15	181.59	83.08	0.00	2.41	485.38	173.86		0	0	0.00		485.38	173.86
15	Madhya Pradesh	Others	50	99	25662	40	43277	1084714	525288	27.78	9.47	410.72	1053.31	530.19	819.52	14.25	2865.24	851.58	122	122	7100	60.92	0.87	2926.16	852.45
16	Maharashtra	Others	37	0	30176	79	49397	1254077	395703	0.00	30.44	0.00	448.79	984.92	700.00	10.82	2174.97	586.19		0	0	0.00		2174.97	586.19
17	Manipur	Special	3	0	182	3	309	19417	5794	0.00	0.68	0.00	54.01	0.00	0.00	0.27	54.96	13.13	94	94	3026	17.05	12.86	72.01	25.99
18	Meghalaya	Special	7	300	752	8	1080	39968	15280	71.53	1.08	15.24	117.38	54.80	0.00	1.30	261.33	97.76	209	209	7151	40.55	14.44	301.88	112.20
19	Mizoram	Special	8	12	28	1	42	2239	1468	12.00	0.27	0.00	12.86	5.14	0.00	0.15	30.42	11.32		0	0	0.00		30.42	11.32
20	Nagaland	Special	11	81	1102	2	1224	61298	21543	41.41	0.76	9.99	5.45	26.51	0.00	0.42	84.54	52.34		0	0	0.00		84.54	52.34
21	Odisha	Others	30	521	5129	35	8594	184855	83035	301.91	36.81	440.93	424.44	302.21	140.00	8.23	1654.53	601.16	269	269	8821	95.05	51.33	1749.58	652.49
22	Punjab	Others	20	0	0	20	25	0	0	0.00	5.01	84.83	0.00	160.01	0.89	1.25	251.99	57.02		0	0	0.00		251.99	57.02
23	Puducherry		2	0	17	0	17	7891	0	0.00	0.00	15.05	2.32	2.68	0.00	0.10	20.15	1.20		0	0	0.00		20.15	1.20
24	Rajasthan	Others	33	104	14827	34	41347	738312	244138	23.42	11.45	352.93	1151.81	600.75	665.05	14.03	2819.44	701.91	1	0	0	49.36	57.34	2868.80	759.25
25	Sikkim	Special	4		329	2	980	12266	3413		6.93	7.34	35.16			0.25	49.68	12.68		0	0	0.00		49.68	
26	Tamilnadu	Others	27	0	972	0	1468	7068	897	0.00	0.00	119.66	56.74	617.17	125.94	4.60	924.11	316.95		0	0	0.00		924.11	316.95
27	Telangana	Others	10	0	9150	15	21315	567463	415430	0.00	15.36	5.16	308.27	131.20	0.00	2.30	462.29	140.92		0	0	0.00		462.29	140.92
28	Tripura	Special	8	0	251	0	388	12536	2816	0.00	0.00	36.59	28.63	8.53	0.00	0.37	74.12	10.93		0	0	0.00		74.12	10.93

Details of Sanction of New Projects under DDUGJY

S.No	State/UT	Category of State	Grid															Off-Grid				Total (Grid + Offgrid)			
			No. of Projects	Physical					Financial									No. of Projects	Physical		Financial		Financial		
				UE villages	IE Villages	SAGY villages	Habitations	RHHs (incl BPL)	BPL HHs	Component-wise cost (Rs Crore)							Fund Released (Rs. Cr)		Un-electrified villages (Nos.)	BPL HHs (in nos)	Sanctioned cost (Rs cr)	Fund Released (Rs. Cr)	Funds (Rs Cr)		
										Electrification of UE villages	SAGY	Metering	RHHs access	System Strengthening	Feeder Separation	PMA charges							Total Project Cost	Sanction	Release
29	Uttar Pradesh	Others	75	84	16639	92	25133	684332	58132	9.48	59.74	294.10	1143.15	2147.76	3257.72	34.56	6946.51	2371.29		0	0	0.00		6946.51	2371.29
30	Uttarakhand	Special	13	64	4837	5	10897	120883	96359	60.68	3.76	43.78	459.03	34.25	236.23	4.19	841.92	208.23	13	13	190	3.31		845.22	208.23
31	West Bengal	Others	19	14	395	1	586	58987	31305	46.86	0.60	441.22	1729.93	862.34	1159.96	21.20	4262.11	1042.91		0	0	0.00		4262.11	1042.91
32	Dadra & Nagar Haveli	Others	1		8	1	14	249	216		0.21	1.68	0.93	2.15		0.02	5.00	0.90		0	0	0.00		5.00	0.90
	Total		636	3180	185839	756	351717	8266392	3711795	1456.58	397.93	3858.73	10246.02	9997.45	15190.87	205.72	41353.26	12975.64	3869	3288	139410	1267.98	565.50	42621.24	13528.46

Shifting of off-grid Villages to Grid

1	Chhattisgarh			56						9.43						0.05	9.48									
2	Jharkhand			78						25.78						0.13	25.91									
3	Madhya Pradesh			37						19.94						0.1	20.04									
	Total			171	0	0	0	0	0	55.15	0	0	0	0	0	0.28	55.43									
	Grand Total			636	3351	185839	756	351717	8266392	1511.73	397.93	3858.73	10246.02	9997.45	15190.87	206.00	41408.69	12975.64	3869	3288	139410	1267.98	565.50	42676.67	13541.14	

State-wise Implementing agency- wise New Sub-station Status (X,XI,XI,phase- II, XII & New plan)

Sl. No	Name of State	Implementing Agency	RE Components of DDUGJY																	Commissioned 2018-19	
			Nos.of New S/s Sanctioned					Nos.of New S/s Commissioned & Charged						Bal. nos. of New S/s yet to be erected							
			X	XI	XI-II	XII	New Plan	Total	X	XI	XI-II	XII	New	Total	X	XI	XI-II	XII	New		Total
1	2	3	4	5	6	7	8	9	10	11	12	13	14	15	16	17	18	19	20	21	22
	Total Rajasthan		2				208	210	2				102	104					106	106	84
22	Tamil Nadu	TANGEDCO					108	108					42	42					66	66	26
23	Telangana	TNPDC	2					2	2					2							
		TSSPDCL					84	84					74	74						10	10
	Total Telangana		2				84	86	2				74	76					10	10	45
24	Tripura	TSECL	1	4		9		14	1	3				4		1		9			
		PGCIL		1				1		1				1							
		NEEPCO				4		4										4		4	
	Total Tripura		1	5		13		19	1	4			1	5		1		13		14	
25	Uttar Pradesh	DVVNL	46			15	52	113	46			1	38	85				14	14	28	22
		MVVNL	40			23	64	127	40			1	39	80				22	25	47	28
		PGCIL	24		2	2		28	24		2	2		28							
		PSVVNL	20				72	92	20				45	65					27	27	39
		PUVVNL	70				49	119	70				21	91					28	28	
	Total Uttar Pradesh		200		2	40	237	479	200		2	4	143	349				36	94	130	82
26	Uttarakhand	UPCL	6				1	7	6					6					1	1	
27	West Bengal	NTPC	1					1	1					1							
		PGCIL	7	1				8	7	1				8							
		WBSEDCL	3	3	2	4	80	92	3	3	2	1	31	40				3	49	52	19
		NHPC		2				2		2				2							
	Total West Bengal		11	6	2	4	80	103	11	6	2	1	31	51				3	49	52	19
	Grand Total		402	287	41	172	1825	2727	402	278	41	67	891	1679		9		105	934	1049	596

State-wise Implementing agency- wise Augumentation Sub-station Status (X,XI,XI,phase- II, XII & New plan)

Sl. No	Name of State	Implementing Agency	RE Components of DDUGJY																	Commissioned 2018-19		
			Nos.of Augu S/s Sanctioned						Nos.of Commissioned & Charged						Bal.nos. Augu of S/s yet to be erected							
			X	XI	XI-II	XII	New	Total	X	XI	XI-II	XII	New	Total	X	XI	XI-II	XII	New		Total	
1	2	3	4	5	6	7	8	9	10	11	12	13	14	15	16	17	18	19	20	21	22	
		JdVVNL				17	5	22					1	1				17	4	21	1	
	Total Rajasthan					19	5	24				2	1	3				17	4	21	3	
22	Tamil Nadu	TANGEDCO					132	132					65	65						67	67	56
23	Telangana	TNPDCL																				
	Total Telangana	TSSPDCL																				
24	Tripura	TSECL		1		4		5		1				1					4		4	
		PGCIL																				
		NEEPCO																				
	Total Tripura			1		4		5		1				1					4		4	
25	Uttar Pradesh	DVVNL	67		23	87	244	421	67			45	123	235			23	42	121	186	61	
		MVVNL	54		67	85	52	258	54		67	38	42	201				47	10	57	45	
		PGCIL	47		29	6		82	47		29	6		82								
		PSVVNL	28			87	98	213	28			72	89	189					15	9	24	28
		PUVVNL	89		43		218	350	89		43		126	258						92	92	48
	Total Uttar Pradesh		285		162	265	612	1324	285		139	161	380	965			23	104	232	359	182	
26	Uttarakhand	UPCL	13					13	13					13								
27	West Bengal	NESCL		2				2								2					2	
		PGCIL																				
		WBSEDCL				11	112	123				11	107	118						5	5	48
		NHPC	1					1	1					1								
	Total West Bengal		1	2		11	112	126	1			11	107	119		2				5	7	48
	Grand Total		418	505	278	978	1692	3871	402	314	244	575	942	2477	16	191	34	403	750	1394	498	

Status of Power Supply to Rural Areas

MONTH : November, 2018

SL. No.	Name of the State	Average Hours of Power Supply in a day To Rural Areas
	1	2
1	Andhra Pradesh	23.98
2	Arunachal Pradesh	17.00
3	Assam	19.00
4	Bihar	19.28
5	Chhattisgarh	23.00
6	Gujarat	24.00
7	Haryana	16.53
8	Himachal Pradesh	24.00
9	Jammu & Kashmir	15.00
10	Jharkhand	17.31
11	Karnataka	19.84
12	Kerala	24.00
13	Madhya Pradesh	23.71
14	Maharashtra	19.00
15	Manipur	23.50
16	Meghalaya	21.50
17	Mizoram	11.00
18	Nagaland	20.00
19	Odisha	21.27
20	Punjab	24.00
21	Rajasthan	22.00
22	Sikkim	17.50
23	Tamil Nadu	24.00
24	Telangana	24.00
25	Tripura	23.50
26	Uttar Pradesh	17.43
27	Uttarakhand	23.78
28	West Bengal	24.00

